



101173
CUBRE IMPULSOR PEUGEOT 306/405, T. VALEO



101174
CUBRE IMPULSOR VW. POLO T. BOSCH




101172
CUBRE IMPULSOR MOT. CUMMINS 6BT, T.INDIEL M93R
(35258913)



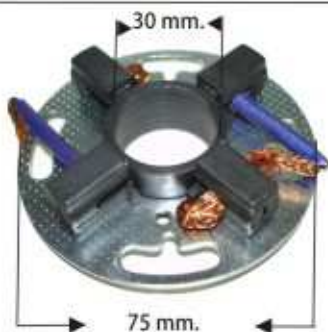
H1063
HORQUILLA T. BOSCH, RENAULT, LOGAN, SANDERO, KANGOO




P1326
PLANETARIO T. VALEO, RENAULT MASTER
(59 DIENTES) BUJE 20 mm.



P1370
PLANETARIO T. MITSUBISHI, FORD, CHEVROLET, MAZDA, ETC.
(42 dientes) BUJE 17.50 mm.



P2273C
PORTA ESC. T. BOSCH, SANDERO, KANGOO, LOGAN.
5 x 8.4 x 11.6




P2139C
PORTA ESC.T. NIPON DENSO, HONDA, TOYOTA DAIHATSU.
6,9 x 16 x 15.8



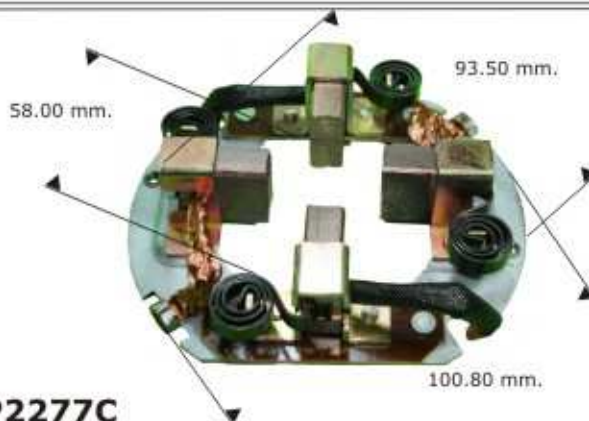
P2263C
 PORTA ESCOBILLAS ARR. T. VALEO, MASTER ELECTRONICO
 7 x 13 x 10.8



P2275C
 PORTA ESCOBILLAS ARR. T. DELCO REMY CHEVROLET, ISUZU
 4.9 x 15.8 x 12.5



P2276C
 PORTA ESCOBILLAS ARR. T. HITACHI AUTOELEVADORES
 NISSAN 10 x 30 x 20




P2277C
 PORTA ESCOBILLAS ARR. T. HITACHI NISSAN, ISUZU
 9 x 19.5 x 22.5



P2278C
 PORTA ESCOBILLAS ARRANQUE T. BOSCH
 5.5 x 18 x 28



P2279C
 PORTA ESCOBILLAS ARR. T. M. MARELLI MT67 FIAT
 8 x 25 x 23



P2284C
 PORTA ESCOBILLAS ARR. T. LUCAS M50, M127
 9 x 20 x 24




P2285C
 PORTA ESCOBILLAS ARR. T. DELCO REMY 5 MT SD 200-250,
 6.5 x 16 x 14




P2286C
 PORTA ESCOBILLAS ARR. T. VALEO
 8 x 15.5 x 15



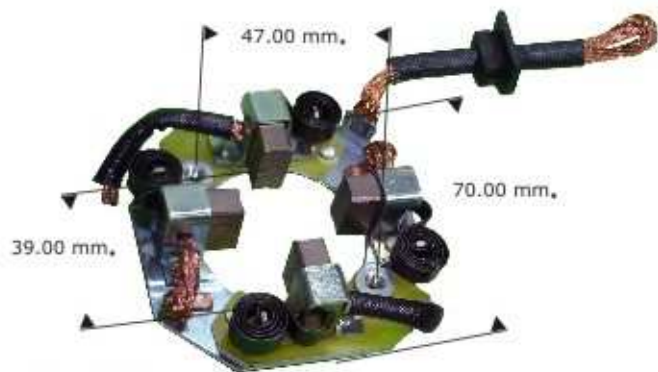
P2287C
 PORTA ESCOBILLAS ARR. T. PRESTOLITE
 9 x 18 x 13




P2288C
 PORTA ESCOBILLAS ARR. T. PRESTOLITE CUMMINS, MWM,
 MERCEDES BENZ 8 x 25 x 16



P2289C
 PORTA ESCOBILLAS ARR. T. HITACHI, GOLF, YAMAHA
 5.5 x 13.5 x 26.5



P2290C
 PORTA ESCOBILLAS ARR. T. NIPPONDENSO
 7 x 14 x 16.5



P2291C
 PORTA ESCOBILLAS ARR. T. MITSUBISHI
 7 x 12 x 17.5



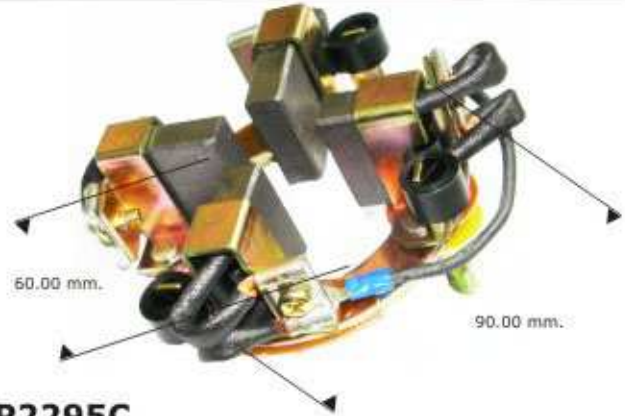
P2292C
 PORTA ESCOBILLAS ARRA. TT. MITSUBISHI HONDA ACURA
 4.7 x 12 x 11.5




P2293C
 PORTA ESCOBILLAS ARR. T. VALEO
 6..5 x 8 x 10




P2294C
 PORTA ESCOBILLAS ARR. T. DELCO REMY 39 MT
 9.5 x 32 x 22



P2295C
 PORTA ESCOBILLAS ARR. T. HITACHI 11 x 32 x 22



P2310C
 PORTA ESCOBILLAS ARR. T. VALEO, RENAULT, PEUGEOT
 DIESEL 7 x 14 x 14



P2311C
 PORTA ESCOBILLAS ARR. KIA, DAIHATSU
 12v 8 X 25 X 15,5



P2316C
 PORTA ESCOBILLAS ARR. T. DELCO REMY 37 MT MOT. CUMMINS
 Y CATERPILLER 9.5 X 28.5 X 24



C1097
 COLLAR TOPE IMPULSOR ARR. T. VALEO, eje 11mm.



C1098
 COLLAR TOPE IMPULSOR ARR. MITSUBISHI, EJE 19mm.



G3004
 JUEGO AISLACIONES CARCAZA DE ARR. T. DELCO REMY 28MT



200078

POLEA ALTERNADOR BOSCH SCANIA 24V 140 AMP eje 30MM
DIÁMETRO 92MM



M0134

POLEA ALTERNADOR. 8 VIAS, T. BOSCH 140A,
DIÁMETRO 86.50mm., EJE 30mm.



B1037

BUJE PARTIDO DE TAPA ALTERNADOR
T. BOSCH 140 amp. SCANIA (10 x 18)



T5222

TORNILLO ALTERNADOR T. VALEO LARGO
42mm. CABEZA EXAGONAL 8mm



P7164

PORTA ESCOBILLAS ALTERNADOR
T. DELCO REMY 105 amp. 5.2 X 9.2 X 30.5



P7165

PORTA ESCOBILLAS ALTERNADOR T. DELCO REMY
5 X 8 X 20.8



P7166

PORTA ESCOBILLAS ALTERNADOR T. DELCO REMY
5.5 x 8.1 x 48.5



EV1042

PORTA ESCOBILLAS ELECTROVENTILADOR SIN FICHA
7 x 8 x 19



LP1187

PORTA ESCOBILLAS MOTOR LIMPIAPARABRISAS
T. DELCO REMY 5 x 5 x 11.5